

ASHOKA TRUST FOR RESEARCH IN ECOLOGY AND THE ENVIRONMENT (ATREE)

Royal Enclave, Srirampura, Jakkur Post
Bangalore - 560 064, India

ATREE FCRA CONSOLIDATED BALANCE SHEET AS AT 31 MARCH 2019

(Amount in INR)

LIABILITIES	Schedules	Amount	ASSETS	Schedules	Amount
Utilised Reserve		8,24,29,439	Fixed Assets		
			Project Assets		5,31,11,380
			Land and Building	5	2,82,79,924
			Other Assets		10,38,135
Corpus Fund	1	24,83,90,491	Corpus Investments	6	24,84,27,642
General Fund	2	69,78,012	Other Investments	7	3,95,74,013
Current Liabilites			Current Assets		
Project Fund	3	5,16,15,494	Deposits	8	4,95,280
Other Current Liabilites	4	67,088	Loan and Advances	9	42,96,106
			Cash in Hand		8,243
			Cash at Bank		1,42,49,801
		38,94,80,524			38,94,80,524


As per our Report of Even Date

Place : Bangalore
Date : 23/12/2019

For G. ANANTHA & CO.,
Chartered Accountants
Firm Reg. No. 005160 S


Director




Trustee


Rani N.R.
Partner
M. No. 214318
23/12/2019



UDIN:19214318AAAAGA2509

ASHOKA TRUST FOR RESEARCH IN ECOLOGY AND THE ENVIRONMENT (ATREE)
 Royal Enclave, Srirampura, Jakkur Post
 Bangalore - 560 064, India

SCHEDULES TO FCRA CONSOLIDATED BALANCE SHEET AS AT 31 MARCH 2019


CORPUS FUND	SCHEDULE 1
Name of the Donor	Amount (Rs.)
The Ford Foundation	10,81,96,981
Sehgal Family Foundation	7,84,73,508
Kamaljit S Bawa	1,74,38,360
Oak Foundation	1,70,53,359
BARR Foundation	1,38,63,816
Centre for Interdisciplinary Studies in Environment & Development	94,29,467
Matching Corpus	22,54,542
Jayshree and Ganesan Balachander	14,36,864
Raj Khoshoo and Mohini Khoshoo	2,20,929
Ganesan Balachander	22,665
	24,83,90,491

GENERAL FUND	SCHEDULE 2
Particulars	Amount (Rs.)
Balance as on 31-3-2018	78,00,058
Add: Net transfers from Utilised Reserve for Fixed Assets	8,03,632
Less: Deficit during the year	16,25,678
Balance as on 31-3-2019	69,78,012

PROJECT FUND	SCHEDULE 3
Name of the Donor	Amount (Rs.)
Land Fund	1,17,77,652
ATREE Belmont	1,13,55,575
National Academy of Sciences	48,70,049
National Geographic Society	39,96,979
University of Cambridge	33,37,327
Kamaljit S Bawa	28,12,160
The Ford Foundation	20,87,574
BARR Foundation	16,58,955
Centre for Ecology and Hydrology (through NERC)	16,25,045
Conservation & Society	-15,15,887
Sehgal Family Foundation	14,56,199
Critical Eco System Partnership Fund (CEPF)	11,84,646
Namsaling Community Development Center/FK	10,79,904
Project Advances given	-10,26,456
Oak Foundation	10,17,059
Green Pilgrimage Network	8,61,450
International Foundation for Science	6,83,773
Basque Centre for Climate Change	6,59,309
The James Hutton Institute	4,85,261
Norwegian University of Life Sciences	4,63,362
Alliance of Religions and Conservation	4,14,213
Centre for Interdisciplinary Studies in Environment and Development	3,81,796
The Pacific Institute	3,43,290
Monash University	3,22,709
Education Fund	2,50,477
Bat Conservation International	2,38,978
SEB/Biodiversity Asia Conference 2012	2,24,685
Columbia University	1,34,295
Climber Scientist Programme	-1,15,971
University of Lancaster	1,00,557
University of Guelph	73,844
START Secretariat	64,456
Waterlab Fund	62,404
Xu Lianggen	56,360
Balachandar Family Corpus	54,572
National Environmental Research Council	27,103
Asia-Pacific Forum for Environment and Development (APFED)	26,659
U.S. Agency for International Development	26,039
Rufford Small Grants Foundation	18,966



Rk Rk



Name of the Donor	Amount (Rs.)
Rainforest Concern	16,215
Khoshoo Awards	13,423
Rainforest Alliance Inc.	5,769
Northeast Institutional Fund	2,920
Department of Bio-technology/Wellcome Trust	1,800
Total	5,16,15,494

OTHER LIABILITIES
SCHEDULE 4

Particulars	Amount (Rs.)
Expenses Payable	35,898
Statutory Liabilities	31,190
Total	67,088

FIXED ASSETS
SCHEDULE 5

Particulars	Amount (Rs.)
1. Project Assets	
Balance as on 31-03-2018	5,10,72,813
Add: Additions/Transfers during the year	20,38,567
Less: Disposal during the year	
Project Assets as on 31-03-2019	5,31,11,380
2. Land & Building	
Balance as on 31-03-2018	2,88,04,566
Add: Additions during the year	33,630
Less: Depreciation during the year	5,58,272
Land & Building as on 31-03-2019	2,82,79,924
3. Other Assets	
Balance as on 31-03-2018	12,47,974
Add: Additions/Transfers during the year	2,09,724
Less: Disposal during the year	
Less: Depreciation during the year	4,19,563
Other Assets as on 31-03-2019	10,38,135
Grand Total	8,24,29,439

CORPUS INVESTMENT
SCHEDULE 6

Name of the Corpus	Amount (Rs.)
The Ford Foundation	10,82,32,837
Sehgal Family Foundation	7,84,76,447
Bawa Family	1,74,38,360
Oak Foundation	1,70,53,359
BARR Foundation	1,38,63,816
Centre for Interdisciplinary Studies in Environment and Development	94,28,752
Matching Corpus	22,54,542
Balachander Family	14,36,864
Khoshoo Family	2,20,000
Ganesan Balachander	22,665
Total	24,84,27,642

OTHER INVESTMENT
SCHEDULE 7


Particulars	Amount (Rs.)
Project/General Investment	3,95,74,013
Total	3,95,74,013

DEPOSITS
SCHEDULE 8

Particulars	Amount (Rs.)
Deposit with Revenue Authorities	2,21,931
Rent	1,66,600
Telephone	79,339
Caution Deposit	17,500
Electricity	8,110
Gas	1,800
Total	4,95,280

ADVANCES
SCHEDULE 9

Particulars	Amount (Rs.)
Withholding Tax (TDS) Receivable	42,96,106
Total	42,96,106



Handwritten initials or signature.



ASHOKA TRUST FOR RESEARCH IN ECOLOGY AND THE ENVIRONMENT (ATREE)

Royal Enclave, Srirampura, Jakkur Post
Bangalore - 560 064, India

ATREE FCRA CONSOLIDATED INCOME AND EXPENDITURE ACCOUNT FOR THE PERIOD ENDED 31 MARCH 2019

(Amount in INR)

EXPENDITURE	Schedule	AMOUNT	INCOME	Schedule	AMOUNT
Forests & Governance	10	2,18,06,165	Grants		7,72,93,881
Water, Land & Society	10	2,07,46,740	Interest		4,59,63,278
Climate Change Mitigation & Development	10	50,96,766	Other Income		1,40,736
Ecosystem Services and Human Wellbeing	10	1,41,02,074			
Biodiversity Monitoring & Conservation Planning	10	1,30,22,066			
Landscapes, Livelihoods & Conservation	10	2,33,98,649			
Academy for Conservation Science and Sustainability Studies	10	2,15,627			
Salaries-Programme Support	10	43,60,056			
Salaries/Consultancy-Institutional Support	10	1,50,81,118			
Staff Welfare	10	26,050			
Administrative Expenses	10	61,90,430			
Depreciation		9,77,835	Deficit for the year		16,25,678
Total		12,50,23,574	Total		12,50,23,574

Place: Bangalore
Date: 23/12/2019

As per our Report of Even Date

For G. ANANTHA & CO.,
Chartered Accountants
Firm Reg. No. 005160 S


Director




Trustee



Rani N.R.
Partner
M. No. 214318

23/12/2019

UDIN: 19214318AAAAGA2509

Schedule to Income and Expenditure Account

SCHEDULE 10

Staff Cost and Welfare	Forests & Governance	Water, Land & Society	Climate Change Mitigation & Development	Ecosystem Services and Human Wellbeing	Biodiversity Monitoring & Conservation Planning	Landscapes, Livelihoods & Conservation	Academy for Conservation Science and Sustainability Studies	Salaries-Programme Support	Salaries/Consultancies/Staff Welfare	Administrative Expenses	Total
Salaries-Faculty	5,64,911	73,56,632	17,02,307	92,76,842	80,10,461	77,39,216	0	0	0	0	3,46,50,368
Salaries-Research/Field	86,52,543	27,72,549	1,09,400	11,55,459	12,54,477	37,07,164	0	15,68,491	0	0	1,92,20,082
Salaries-Programme Support	6,79,756	6,57,531	0	0	0	0	0	27,91,565	0	0	41,28,852
Salaries-Institutional Support	0	0	0	0	0	0	0	0	1,23,63,069	0	1,23,63,069
Consultancies	44,19,985	25,20,265	25,53,990	3,89,492	22,30,594	23,70,640	0	0	27,18,049	0	1,72,09,015
Staff Welfare	16,244	0	0	0	0	0	0	0	26,050	0	42,294
Total	1,43,33,440	1,33,06,976	43,65,697	1,08,21,793	1,14,95,531	1,38,17,020	0	43,60,056	1,51,07,168	0	8,76,07,680

Travel	Forests & Governance	Water, Land & Society	Climate Change Mitigation & Development	Ecosystem Services and Human Wellbeing	Biodiversity Monitoring & Conservation Planning	Landscapes, Livelihoods & Conservation	Academy for Conservation Science and Sustainability Studies	Salaries-Programme Support	Salaries/Consultancies/Staff Welfare	Administrative Expenses	Total
National	17,70,079	15,52,117	1,27,477	6,68,014	1,53,976	22,99,991	0	0	0	1,31,371	67,03,025
International	7,49,732	5,31,923	2,38,600	4,58,263	5,41,219	20,04,989	0	0	0	8,06,719	53,31,445
Total	25,19,811	20,84,040	3,66,077	11,26,277	6,95,195	43,04,980	0	0	0	9,38,090	1,20,34,470

Operating and Program Expenses (Project and Institutional)	Forests & Governance	Water, Land & Society	Climate Change Mitigation & Development	Ecosystem Services and Human Wellbeing	Biodiversity Monitoring & Conservation Planning	Landscapes, Livelihoods & Conservation	Academy for Conservation Science and Sustainability Studies	Salaries-Programme Support	Salaries/Consultancies/Staff Welfare	Administrative Expenses	Total
Stationery and Photocopying	1,57,983	1,25,927	12,114	6,641	1,106	45,078	0	0	0	743	3,49,592
Bank charges	8,746	23,926	1,205	5,741	10,544	21,191	0	0	0	71	71,423
Rent	6,94,000	0	0	1,47,300	0	3,98,301	0	0	0	6,81,650	19,21,251
Office Maintenance	1,71,700	3,82,475	0	38,521	44,200	2,91,184	0	0	0	20,37,090	29,65,170
Communication charges	1,51,261	15,401	2,010	81,312	65,018	30,614	0	0	0	6,56,618	10,02,234
Books and periodicals	0	0	0	7,500	7,500	0	0	0	0	18,500	26,000
Printing, publishing and web hosting	2,60,698	55,500	0	0	67,739	3,50,282	0	0	0	33,279	7,67,498
Consumables	11,67,388	22,76,127	1,29,993	2,08,110	4,90,184	20,73,107	0	0	0	51,918	63,96,827
Vehicle Maintenance	2,07,852	0	0	46,590	1,11,878	1,11,878	0	0	0	8,47,326	12,13,646
Training, workshops and Meetings	12,41,629	14,02,066	2,19,670	1,88,690	1,44,348	15,53,586	0	0	0	5,13,119	52,63,108
Professional charges	4,59,732	10,74,303	0	52,200	700	2,58,988	0	0	0	3,75,565	22,21,488
Academy Expenses	0	0	0	0	0	0	2,15,627	0	0	0	2,15,627
Field Programme Expenses	4,31,925	0	0	13,78,899	0	1,42,440	0	0	0	36,461	19,98,725
Total	49,52,914	53,55,725	3,64,992	21,54,004	8,31,339	52,76,649	2,15,627	0	0	52,52,340	2,44,03,589

2,18,06,165	2,07,46,740	50,96,766	1,41,02,074	1,30,22,066	2,33,98,649	2,15,627	43,60,056	1,51,07,168	61,90,430	12,40,45,739
-------------	-------------	-----------	-------------	-------------	-------------	----------	-----------	-------------	-----------	--------------



A. K. S.

ARRE



BANGALORE - 4

ASHOKA TRUST FOR RESEARCH IN ECOLOGY AND THE ENVIRONMENT (ATREE)

Royal Enclave, Srirampura, Jakkur Post
Bangalore -560 064, India

ATREE FCRA CONSOLIDATED RECEIPTS AND PAYMENTS ACCOUNT FOR THE YEAR ENDED 31 MARCH 2019


(Amount in INR)

Receipts	Schedule	Amount	Payments	Schedule	Amount
Opening Balances			Fixed Assets		22,81,921
Cash		21,321			
Bank		72,12,618	Net movement in Current Assets/Liabilities		-1,71,499
Fixed Deposit		30,85,53,094			
Receipts during the year			Forests & Governance	11	1,65,98,792
Grants		8,02,12,734	Water, Land & Society	11	1,85,41,450
Interest		2,35,78,362	Climate Change Mitigation & Development	11	50,96,766
Other Receipts		14,84,091	Ecosystem Services and Human Wellbeing	11	1,39,61,886
			Biodiversity Monitoring & Conservation Planning	11	1,30,22,075
			Landscapes, Livelihoods & Conservation	11	2,37,10,497
			Academy for Conservation Science and Sustainability Studies	11	2,15,627
			Salaries-Programme Support	11	43,60,056
			Salaries/Consultancy-Institutional Support	11	1,48,24,714
			Staff welfare	11	26,050
			Administrative Expenses	11	63,34,188
			Closing Balances		
			Cash		8,243
			Bank		1,42,49,801
			Fixed Deposit		28,80,01,655
Total		42,10,62,220	Total		42,10,62,220

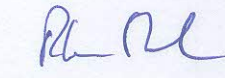
As per our Report of Even Date

Place : Bangalore
Date : 23/12/2019

for G.ANANTHA & CO.,
Chartered Accountants
Firm Reg No. 005160 S


Director




Trustee



Rani N.R.
Partner
M.No. 214318

23/12/2019

UDIN:19214318AAAAGA2509

Schedule to Receipts and Payments Account

SCHEDULE 11

Staff Cost and Welfare	Forests & Governance	Water, Land & Society	Climate Change Mitigation & Development	Ecosystem Services and Human Wellbeing	Biodiversity Monitoring & Conservation Planning	Landscapes, Livelihoods & Conservation	Academy for Conservation Science and Sustainability Studies	Salaries-Programme Support	Salaries/Consultancies-Institutional Support/Staff Welfare	Administrative Expenses	Total
Salaries-Faculty	5,24,476	66,21,632	17,02,307	92,76,842	80,10,461	74,95,363	0	0	0	0	3,36,31,081
Salaries-Research/Field	45,04,808	27,72,549	1,09,400	10,01,061	12,54,477	41,59,984	0	15,68,491	0	0	1,53,70,765
Salaries-Programme Support	6,79,756	0	0	0	0	0	0	27,91,565	0	0	34,71,321
Salaries-Institutional Support	0	0	0	0	0	0	0	0	1,21,06,665	0	1,21,06,665
Consultancies	43,59,986	23,93,240	25,53,990	3,89,492	22,30,594	23,70,640	0	0	27,18,049	0	1,70,15,990
Staff Welfare	16,244	0	0	0	0	0	0	0	26,050	0	42,294
Total	1,00,85,270	1,17,87,420	43,65,697	1,06,67,395	1,14,95,531	1,40,25,984	0	43,60,056	1,48,50,764	0	8,16,38,115

Travel	Forests & Governance	Water, Land & Society	Climate Change Mitigation & Development	Ecosystem Services and Human Wellbeing	Biodiversity Monitoring & Conservation Planning	Landscapes, Livelihoods & Conservation	Academy for Conservation Science and Sustainability Studies	Salaries-Programme Support	Salaries/Consultancies-Institutional Support/Staff Welfare	Administrative Expenses	Total
National	15,97,607	12,45,151	1,27,477	6,82,224	2,01,036	22,99,991	0	0	0	2,29,271	63,82,757
International	0	0	0	0	0	0	0	0	0	0	0
Total	6,04,678	5,31,923	2,38,600	4,58,263	5,41,219	20,04,989	0	0	0	8,06,719	51,86,391
Total	22,02,285	17,77,074	3,66,077	11,40,487	7,42,255	43,04,980	-	-	-	10,35,990	1,15,69,148

Operating and Program Expenses (Project and Institutional)	Forests & Governance	Water, Land & Society	Climate Change Mitigation & Development	Ecosystem Services and Human Wellbeing	Biodiversity Monitoring & Conservation Planning	Landscapes, Livelihoods & Conservation	Academy for Conservation Science and Sustainability Studies	Salaries-Programme Support	Salaries/Consultancies-Institutional Support/Staff Welfare	Administrative Expenses	Total
Stationery and Photocopying	1,57,955	1,19,227	12,114	6,641	1,106	45,078	0	0	0	743	3,42,864
Bank charges	8,746	23,155	1,205	5,741	10,544	21,191	0	0	0	71	70,652
Rent	4,33,500	0	0	1,47,300	0	3,98,301	0	0	0	6,81,650	16,60,751
Office Maintenance	78,817	2,49,481	0	38,521	45,970	2,91,184	0	0	0	20,37,090	27,41,063
Communication charges	82,966	15,401	2,010	81,312	67,231	31,349	0	0	0	6,56,618	9,36,887
Books and periodicals	0	0	0	0	0	0	0	0	0	18,500	18,500
Printing, publishing and web hosting	2,60,698	55,500	0	2,08,110	32,239	4,52,432	0	0	0	33,279	8,34,148
Consumables	11,67,388	20,77,400	1,29,993	46,590	4,90,184	20,73,107	0	0	0	51,918	61,98,100
Vehicle Maintenance	2,07,852	0	0	46,590	0	1,11,878	0	0	0	8,47,326	12,13,646
Training, workshops and Meetings	10,94,636	13,62,490	2,19,670	1,88,690	1,36,315	15,53,586	0	0	0	5,13,119	50,68,506
Professional charges	4,59,732	10,74,303	0	52,200	700	2,58,988	0	0	0	3,75,565	22,21,488
Academy Expenses	0	0	0	0	0	0	2,15,627	0	0	0	2,15,627
Field Programme Expenses	3,58,947	0	0	13,78,899	0	1,42,440	0	0	0	82,319	19,62,605
Total	43,11,237	49,76,957	3,64,992	21,54,004	7,84,289	53,79,534	2,15,627	0	0	52,98,198	2,34,84,837

Grand Total	1,65,98,792	1,85,41,450	50,96,766	1,39,61,886	1,30,22,075	2,37,10,497	2,15,627	43,60,056	1,48,50,764	63,34,188	11,66,92,100
--------------------	--------------------	--------------------	------------------	--------------------	--------------------	--------------------	-----------------	------------------	--------------------	------------------	---------------------



[Handwritten signature]

[Handwritten signature]

